

2018 ANNUAL REPORT

SERVICES

Cat Adoption Team celebrated our 20th anniversary in 2018. With the support of the entire CAT family, it was another remarkable year of lifesaving. Thank you for helping us in our mission to save the lives of homeless cats and to work with our community to provide feline expertise and quality programs and services for people and cats. You make us proud!

3,333
ADOPTIONS

61% kittens (< 1 year)
39% adult cats (≥1 year)

FOSTER PROGRAM

963 kittens and mother cats received foster care

About 30% of foster kittens required specialized care for illness or socialization

SPAY/NEUTER CLINIC

2,319 surgeries

64% shelter cats and kittens
36% pet cats through low-cost clinic

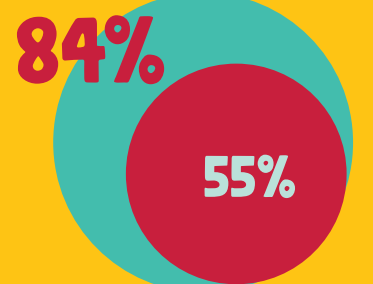
NINE LIVES TRANSFER PROGRAM

2,875 cats and kittens came from transport partners
52% from Oregon and Washington
48% from other states

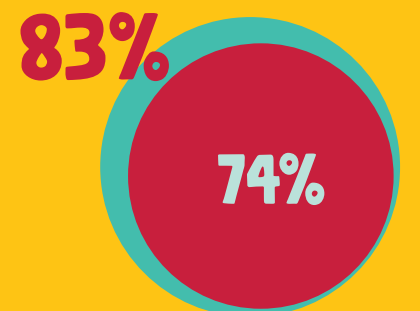
SAVING LIVES IN OUR STATE

With your support, our transfer program saves thousands of lives each year by moving at-risk felines from other organizations to CAT for adoption.

In 2018, CAT worked closely with two Oregon transfer partners who have historically faced high euthanasia rates. **These shelters wanted to save more lives, but needed help.** They updated their programs for feral cats and transferred more animals to other shelters like ours. Last year, CAT took in more felines from each of these shelters—including a larger number of foster-age kittens and more adult cats with health or behavior concerns. **The results are incredible!**



Saving Grace Pet Adoption Center increased lifesaving by 29% from 2017-2018



Josephine County Animal Shelter increased lifesaving by 9% from 2017-2018

“WE ARE SO PROUD OF THE DIRECTION OUR SHELTER IS HEADED... CAT HAS BEEN INSTRUMENTAL IN HELPING US ACHIEVE THIS. WE ARE SO THANKFUL!”

— LAURA MILNES,
JOSEPHINE COUNTY ANIMAL SHELTER COORDINATOR

CAT PEOPLE

41 STAFF MEMBERS

Total staff hours are the equivalent of 28 full-time employees.

588 VOLUNTEERS

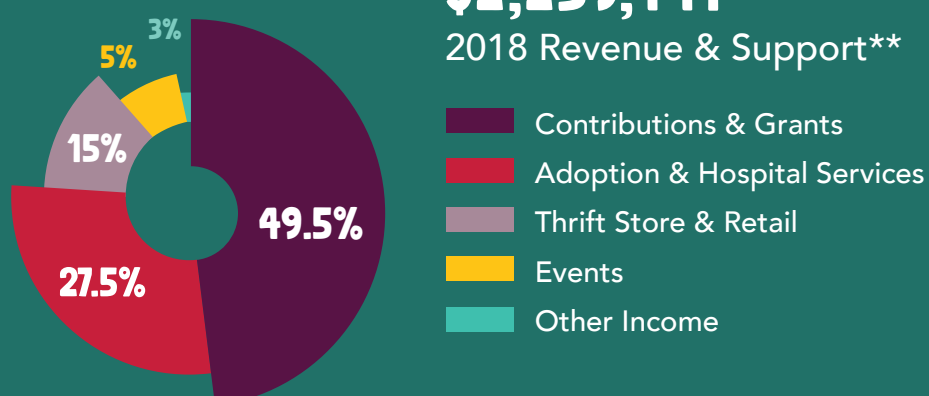
Volunteers generously provided 52,116 hours of work—the equivalent of 25 full-time employees!

FINANCIALS*

Our work is funded by the support of our community, including generous individual donations, grants, and corporate sponsors. **Thank you!**

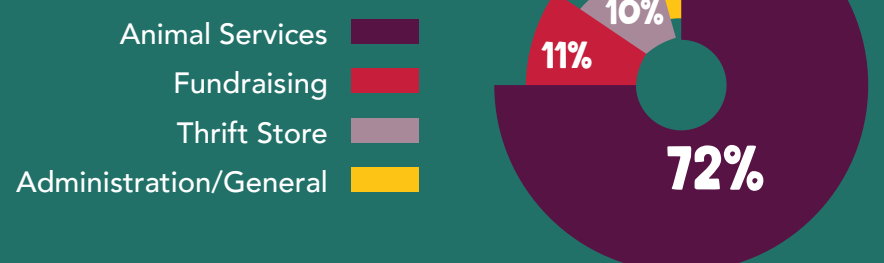
\$2,239,441

2018 Revenue & Support**



\$2,136,275

2018 Expenses



*Financial figures are preliminary pending an auditor's review

**Operating revenue only (does not include split-gift contributions)